

GLIDING PATIO DOORS



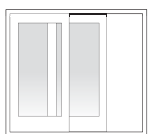
400 SERIES FRENCHWOOD® GLIDING PATIO DOORS

Traditional French door styling. Convenient gliding design.

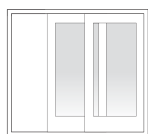
With their wide wood profiles, Frenchwood® gliding patio doors give your home the old-world character of traditional French doors while, at the same time, they give your family the convenience and space savings no hinged door can provide. They won't swing into the wall when a breeze is blowing or slam shut with a gust of wind. And, because they're Andersen® patio doors, they are just as effective in sealing drafts and moisture out of your home. Add to that our quality construction with mortise-and-tenon dowel joints and self-adjusting dual ball-bearing rollers, and you can be sure they'll deliver solid performance for years.* Our Frenchwood® gliding doors offer an extensive array of options and accessories and are available in two- and four-panel configurations to fit virtually any size requirements.



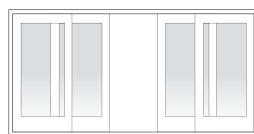
Stationary Panel



Two-Panel Right Open



Two-Panel Left Open



Four-Panel Center Open

Also available with 200 Series Narroline® patio doors.



400 Series Frenchwood® gliding patio doors are available with impact-resistant glass and structural upgrades to meet tough building codes of hurricane-prone coastal areas. See your local code official for specific requirements.



REPLACING

If you're replacing a three-panel door, you can add a stationary panel to any Andersen® two-panel gliding door. They all come in custom sizes, so you're sure to get a perfect fit.



AUXILIARY FOOT LOCKS

Optional for all Andersen® gliding patio doors, these special locks provide an extra measure of security when the door is in a locked position. Available finishes coordinate with our door hardware.



REACH-OUT LOCKING SYSTEM

Our gliding patio doors have a unique reach-out locking system that pulls the door panel snugly into the jamb. The result is enhanced tightness against the weather and improved security.

SIDLIGHTS & STATIONARY PANELS

For a special design touch, frame your Andersen® patio doors with a border of Andersen® sidelights or stationary panels. They dramatize the exterior appearance, enhance your view and create a larger wall of light.

BALL-BEARING TRACK SYSTEM

Andersen® gliding patio doors have panels that move on ball-bearing rollers. The result is long-lasting,* smooth, effortless operation.



200 SERIES NARROLINE® PATIO DOORS

Let the sun shine in.

Our 200 Series Narroline® gliding patio doors combine the beauty of natural wood with sleek contemporary profiles to maximize your view and fill your home with sunlight. Available with our most popular options, including the EcoExcel™ Energy Performance Package, heights up to eight feet and four-panel configurations that give your home walls of light over fifteen feet wide.

CUSTOM SIZES



200 SERIES PERMA-SHIELD® PATIO DOORS

Low maintenance inside and out.

A tried and true classic, Perma-Shield® patio doors are protected inside and out with rigid vinyl cladding to give your home a contemporary look and energy-saving performance, while keeping maintenance to a minimum. They are available with the most popular options and accessories.

CUSTOM SIZES

GLIDING PATIO DOOR FEATURES		400 SERIES FRENCHWOOD®	200 SERIES NARROLINE®	200 SERIES PERMA-SHIELD®
Low-Maintenance Exteriors				
	White	●	●	●
	Sandtone	●	●	●
	Terratone®	●	●	●
	Forest Green	●		
Interiors				
	Maple	●		
	Oak	●		
	Pine	●	●	
	White	●		
	Matches Exterior			●
Easy Cleaning				
	Low-Maintenance Glass	●		
Grilles				
	Full Divided Light	●		
	Simulated Divided Light	●	●	●
	Finelight™ (Grilles-between-the-glass)	●	●	●
	Removable Interior Grilles	●	●	●
Performance Options				
	EcoExcel™ Package	●	●	●
	Stormwatch® Protection	●		
Glass				
	Low-E4® Tempered	●		
	Low-E4® Sun Tempered	●		
	Low-E4® SmartSun™ Tempered	●		
	Low-E® Tempered		●	●
	Low-E® Sun Tempered		●	●
	Low-E® SmartSun™ Tempered		●	●
	Custom Sizes ▲	●	●	●
	Minimum Width	4'-11 1/4"	4'-11 1/4"	4'-11 1/4"
	Maximum Width	15'-9"	15'-9"	8'-0"
	Minimum Height	6'-7 1/2"	6'-7 1/2"	6'-7 1/2"
	Maximum Height	7'-11 1/2"	7'-11 1/2"	7'-11 1/2"

For complete technical details, visit andersenwindows.com.

* Visit andersenwindows.com/warranty for details.